



# Aleta



**AA15201**  
Single Seat Lounge Chair

Aleta delivers great seating choices for a variety of applications. With its cubist/rectangular design and polished aluminum feet, Aleta is a powerhouse for high traffic areas and touchdown spaces. The array of products in this line include a single chair, two or three seat sofas, ottomans, benches and tables. In addition, there are many options available to ensure that Aleta meets your specific needs including power and data which can be integrated in the seating to keep everyone powered-up and connected.


**DESIGN:** Dauphin Design Team



**AA15270**  
Two Seat Bench with Arms




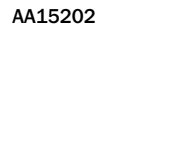
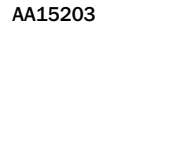
**AA15202**  
Two Seat Sofa


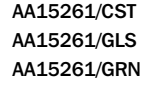


**AA15260, AA15160 and AA15360/61/GLS**





Aleta

Chair and Sofas	AA15201 Shown For Reference
	AA15201
	Single Seat Chair
	Seat Dimension: 21"W x 21"D x 17"H Back: 21"W x 13"H Overall: 32"W x 29"D x 30"H
	AA15202
	Two Seat Sofa
	Seat Dimension: 42"W x 21"D x 17"H Back: 42"W x 13"H Overall: 53"W x 29"D x 30"H
	AA15203
	Three Seat Sofa
	Seat Dimension: 63"W x 21"D x 17"H Back: 63"W x 13"H Overall: 74"W x 29"D x 30"H
Tables	AA15261/GLS Shown For Reference

	AA15161/CST	Square Table with Customer's Own Table Top
	AA15161/GLS	Square Table with Glass Top
	AA15161/GRN	Square Table with Granite Top
	AA15261/CST	Rectangular Table with Customer's Own Table Top
	AA15261/GLS	Rectangular Table with Glass Top
	AA15261/GRN	Rectangular Table with Granite Top
Overall:		42"W x 21"D x 13"H

Standard	Description
Construction	Full Panel Box Construction Using CARB Compliant Plywood. Superior Construction Passes GSA Heavy Duty Furniture Test FNAE-80-214A. Full Panel Box for Seat Back and Arms Allows for the Incorporation of Power and Other Accessories
Loose Seat Cushions	Inner Spring Cushion Construction
Polished Metal Legs	Rectangular Polished Metal Legs

Ottoman and Benches	
AA15160	Ottoman Overall: 21"W x 21"D x 17"H
AA15260	Two Seat Bench Overall: 42"W x 21"D x 17"H
AA15360	Three Seat Bench Overall: 63"W x 21"D x 17"H

Benches with Arms	AA15270 Shown For Reference
	AA15270
	Two Seat Bench With Arms
	Overall: 53"W x 21"D x 17"H
	AA15370
	Three Seat Bench With Arms
	Overall: 74"W x 21"D x 17"H

Benches with Arms and Table	
AA15370/61/CST	Two Seat Bench, Arms & Customer's Own Table Top
AA15370/61/GLS	Two Seat Bench, Arms & Glass Table
AA15370/61/GRN	Two Seat Bench, Arms & Granite Table
Overall: 74"W x 21"D x 17"H	

Benches with Table	
AA15360/61/CST	Two Seat Bench & Customer's Own Table Top
AA15360/61/GLS	Two Seat Bench & Glass Table Top
AA15360/61/GRN	Two Seat Bench & Granite Table Top
Overall: 63"W x 21"D x 17"H	


Options	Description
Writing Tablet	16" Diameter Black Textured Foil Surface. Rotates 360°. Standard on Right Unless Specified
Integrated Cup Holder	Polished Metal, Standard on Left Arm or on Arm Opposite Writing Tablet Unless Specified
Square Stitch Upholstery	On Front of Back
Contrasting Seat Fabric	Select Fabric/Leather Different from Back & Arms
Power and Data Casters	See Dauphin Price List Available for Single Seat Models Only
Ganging Connector Set	To Gang Two Units
Cal 133 Fire Code	Fire Barrier Applied Under the Upholstery
Wood Arm Cap	See Dauphin Finishes Below




Natural Maple



Dark Walnut/  
Java



Light Mahogany/  
Brandy



Dark Mahogany/  
Cabernet