

Junxion



DAUPHIN

Junxion

With a nod to Dauphin’s German heritage, Junxion’s development team was inspired by the renowned “Bürolandschaft” (Office Landscape) movement which sought to provide more humane work environments in the large open plan spaces that were built in Germany after World War II. Junxion’s bench seats and 6” thick acoustic walls provide the basis for conveying power and technology and, when combined with work surfaces, can be configured in infinite ways to meet the need for quiet and privacy – for focus or group work – in noisy, open spaces.

What follows are some suggested configurations and thought starters for a range of applications.

Contents

L-Shape Media Lounge	2
Angled Media Lounge	8
Huddle Booth.....	14
Banquette	20
Meeting.....	26
Private Meeting	28
Secluded Meeting	29
Flex.....	32
Thought Starters	38



Junxion L-Shape Media Lounge

Designed to accommodate group presentations within a relatively small footprint, the media lounge features rear work shelves that allow participants to sit, plug-in and work while watching TV or presentations. The tiered Junxion coffee table allows electronic devices to recharge while protected from spills.



Junxion L-Shape Media Lounge



A) Leg with floor leveler

Silver epoxy coated 2" square tube legs include a leveler to ensure stability on uneven floors.

B) Corner table

The corner table has a raised upholstered surface and offers optional tops in clear glass, white laminate or expressed plywood in a variety of finishes.

C) Back cushion

A single fixed back cushion that spans the seat units is standard. Loose back pillows are optional in place of the single fixed back cushion.

Junxion L-Shape Media Lounge



D) Work shelf

Includes an undershelf hook to hang personal belongings.

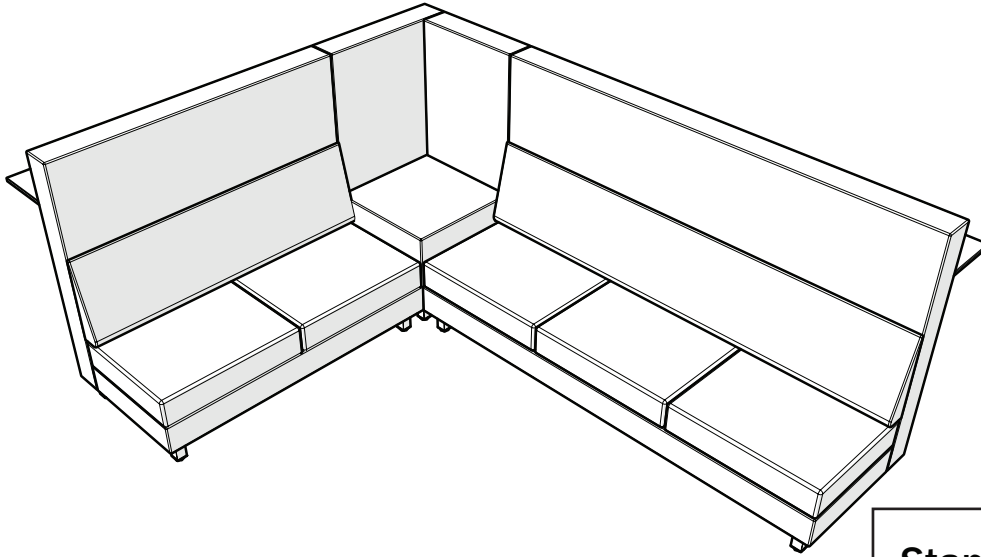
E) Integrated power & data

Power & data receptacles can be placed anywhere on the walls or seat structure and are powered by 3-pin plugs. Several options exist, including USB ports to power PDA's.

F) Inner spring seat cushion

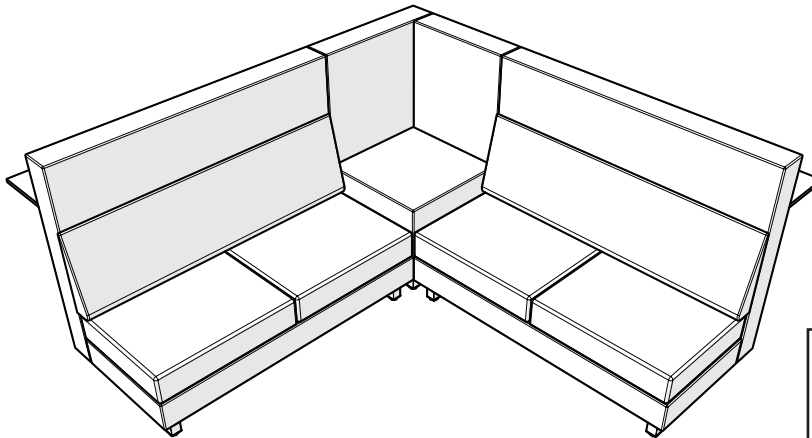
Ensures a consistently comfortable seat and minimizes puddling of upholstery over time.

Junxion L-Shape Media Lounge: Typical



Standard 60" x 90" Media Lounge

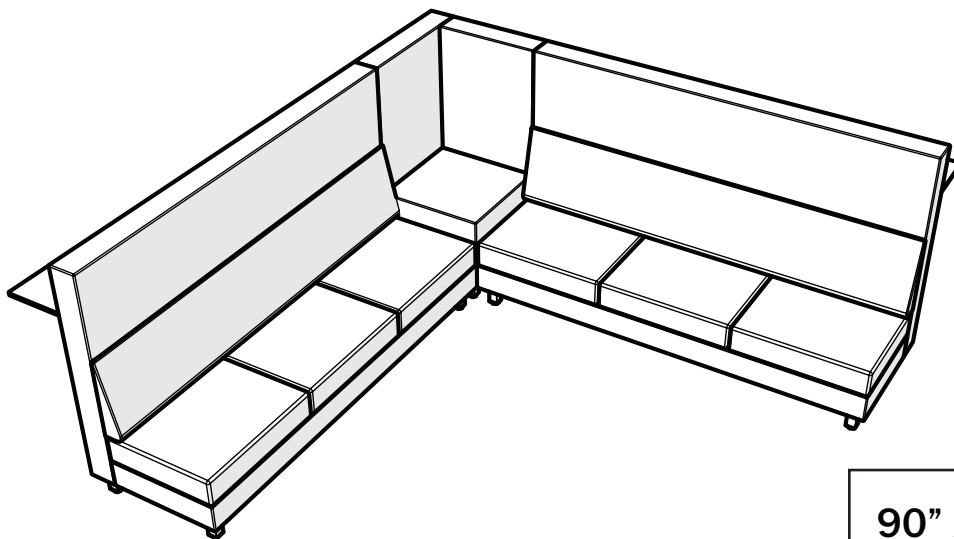
Footprint: 7.5' D x 11' W
Occupancy: 5 people;
12 people with rear-mounted shelf



60" x 60" Media Lounge

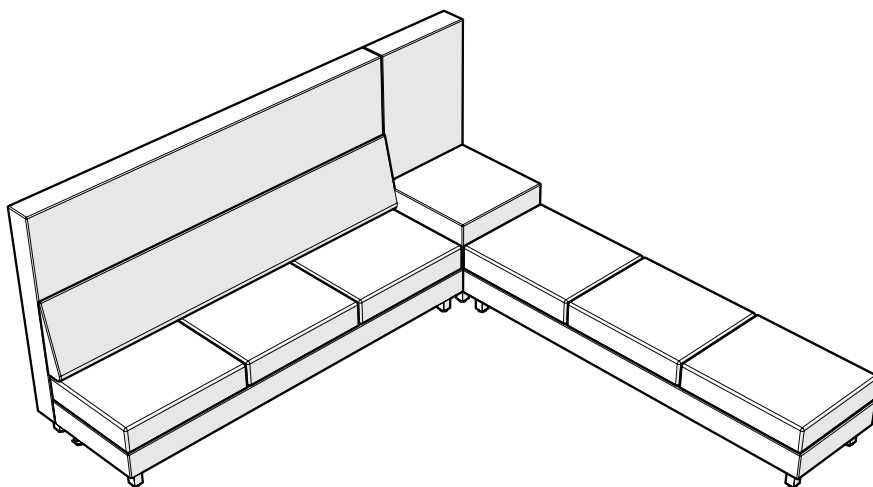
Footprint: 8.5' D x 8.5' W
Occupancy: 4 people;
10 people with rear-mounted shelf

Junxion L-Shape Media Lounge: Typical



90" x 90" Media Lounge

Footprint: 11' D x 11' W
Occupancy: 6 people;
14 people with rear-mounted shelf



90" with One Back Wall

Footprint: 10' D x 10' W
Occupancy: 6 People

Junxion Angled Media Lounge

This angled sofa configuration, with additional seating available along a work shelf mounted on the back, facilitates training and presentations. Participants can sit, plug-in and work while watching TV or presentations.



Junxion Angled Media Lounge



A) Work shelf

Includes an undershelf hook to hang personal belongings.

B) Integrated power & data

Power & data receptacles can be placed anywhere on the walls or seat structure and are powered by 3-pin plugs. Several options exist, including USB ports to power PDA's.

C) Back cushion

A single fixed back cushion that spans the seat units is standard. Loose back pillows are optional in place of the single fixed back cushion.

Junxion Angled Media Lounge



D) Leg with floor leveler

Silver epoxy coated 2" square tube legs include a leveler to ensure stability on uneven floors.

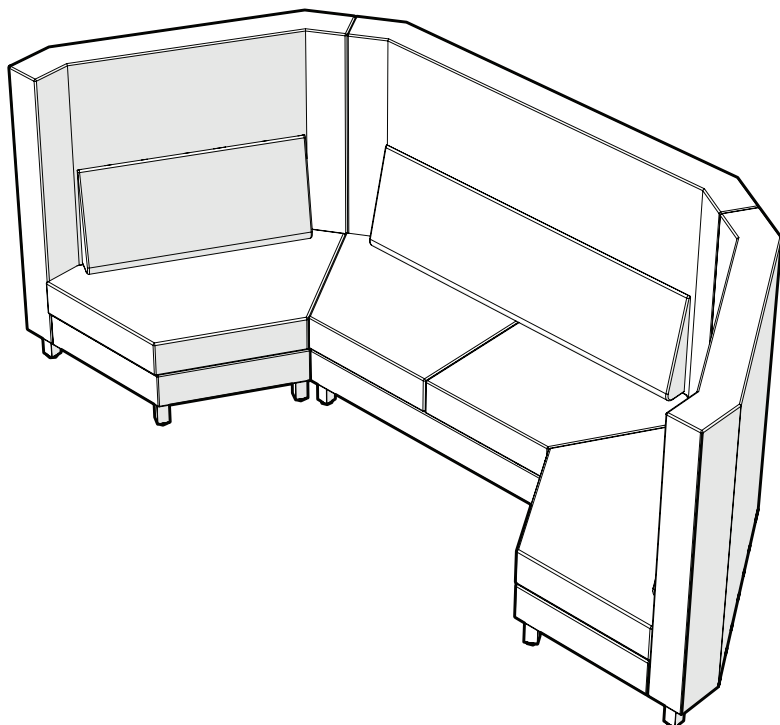
E) Acoustic walls

6" acoustic walls provide the basis for conveying power and technology.

F) Inner spring seat cushion


Ensures a consistently comfortable seat and minimizes puddling of upholstery over time.

Junxion Angled Media Lounge: Typical



24" x 48" x 24"

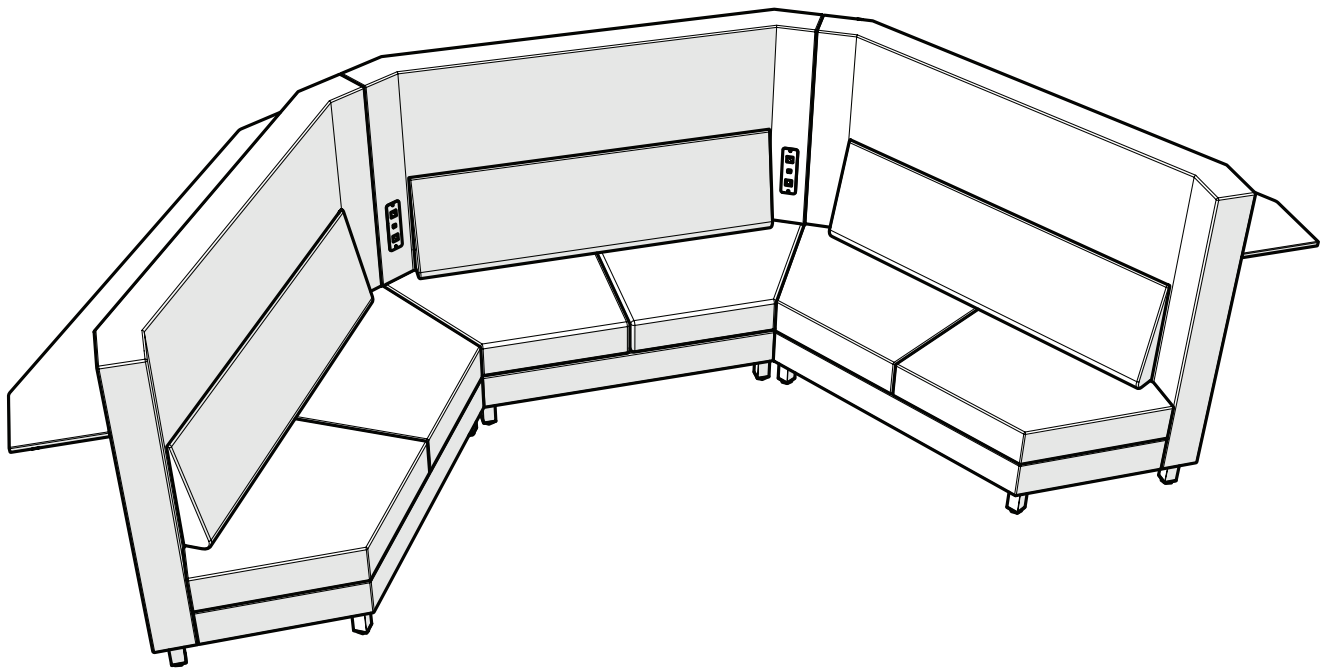
Footprint: 4' D x 11' W
Occupancy: 4 people;
8 people with rear-mounted shelf



48" x 24" x 48"

Footprint: 6' D x 11' W
Occupancy: 5 people;
10 people with rear-mounted shelf

Junxion Angled Media Lounge: Typical



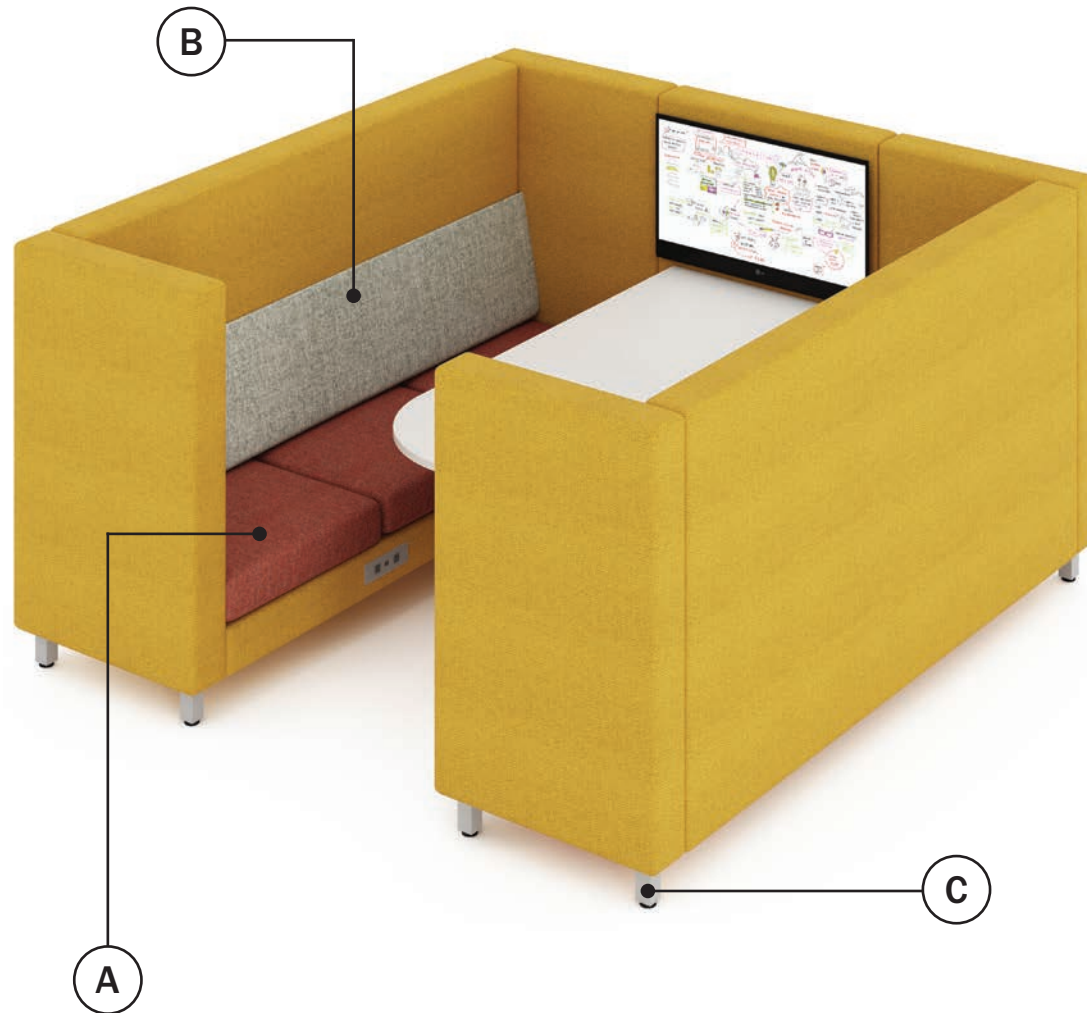
Standard Angled

Footprint: 7' D x 15' W
Occupancy: 6 people;
12 people with rear-mounted shelf

Junxion Huddle Booth

Configured to provide maximum privacy, huddle stations can be specified with 53" or 72" wall heights. Adding a peninsula table, wall-mounted power & data and a TV bracket ensures a fully functioning meeting place within a large, open space.

Junxion Huddle Booth



A) Inner spring seat cushion

Ensures a consistently comfortable seat and minimizes puddling of upholstery over time.

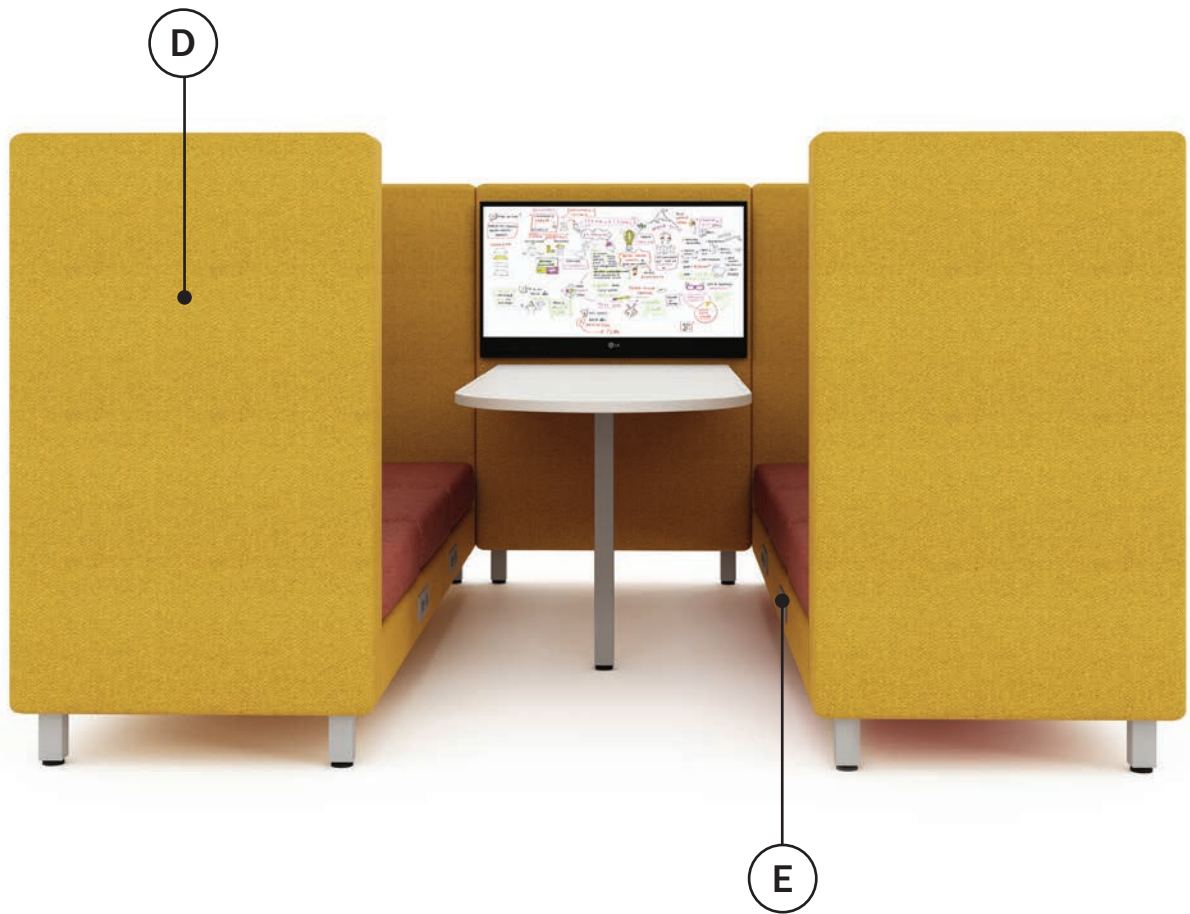
B) Back cushion

A single fixed back cushion that spans the seat units is standard. Loose back pillows are optional in place of the single fixed back cushion.

C) Leg with floor leveler

Silver epoxy coated 2" square tube legs include a leveler to ensure stability on uneven floors.

Junxion Huddle Booth



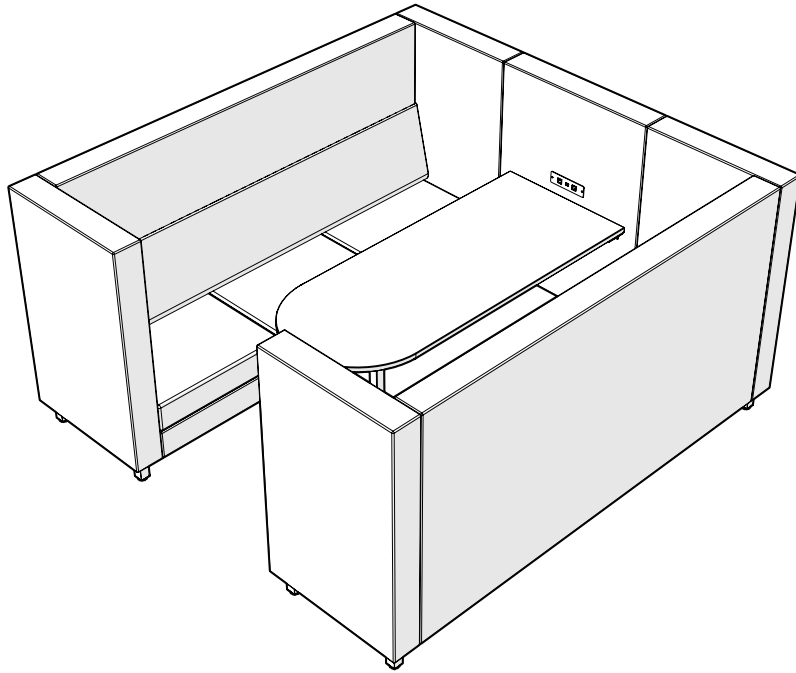
D) Acoustic walls

6" acoustic walls provide the basis for conveying power and technology.

E) Integrated power & data

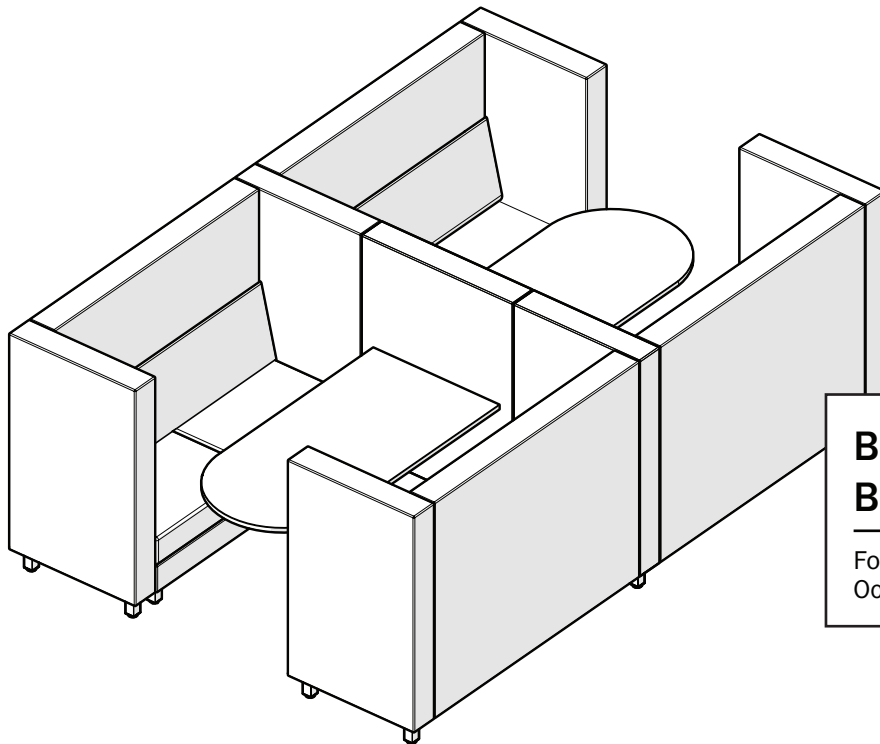
Power & data receptacles can be placed anywhere on the walls or seat structure and are powered by 3-pin plugs. Several options exist, including USB ports to power PDA's.

Junxion Huddle Booth: Typical



Huddle Booth with 53" Walls

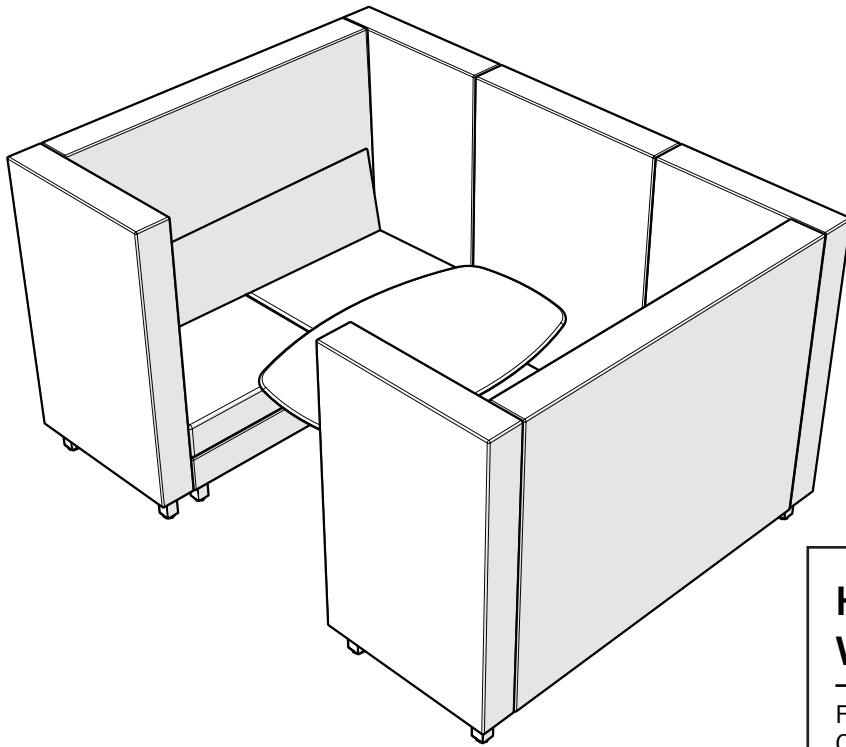
Footprint: 8.5' D x 8' W
Occupancy: 6 people



Back to Back Huddle Booth with 53" Walls

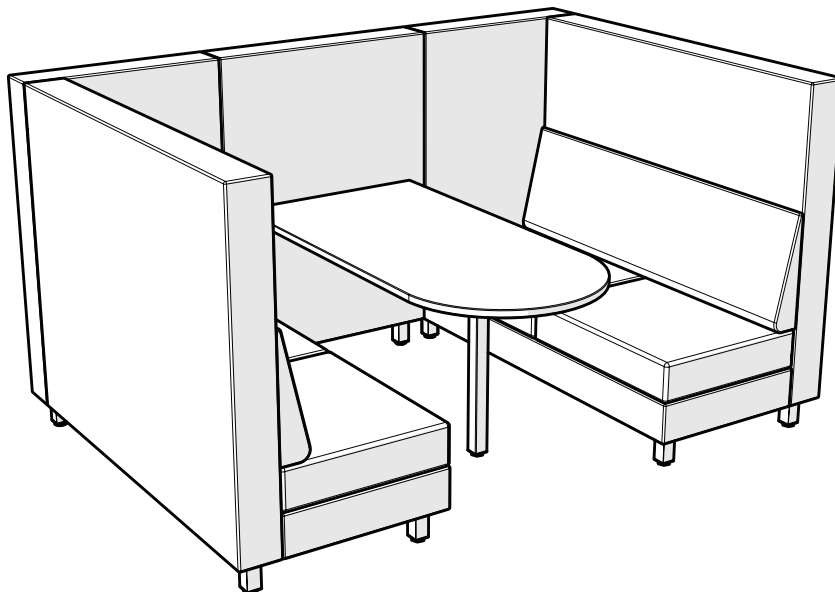
Footprint: 12' D x 8' W
Occupancy: 8 people

Junxion Huddle Booth: Typical



Huddle Booth with 72" Walls

Footprint: 6' D x 8' W
Occupancy: 4 people



Open Huddle Booth with 53" Walls

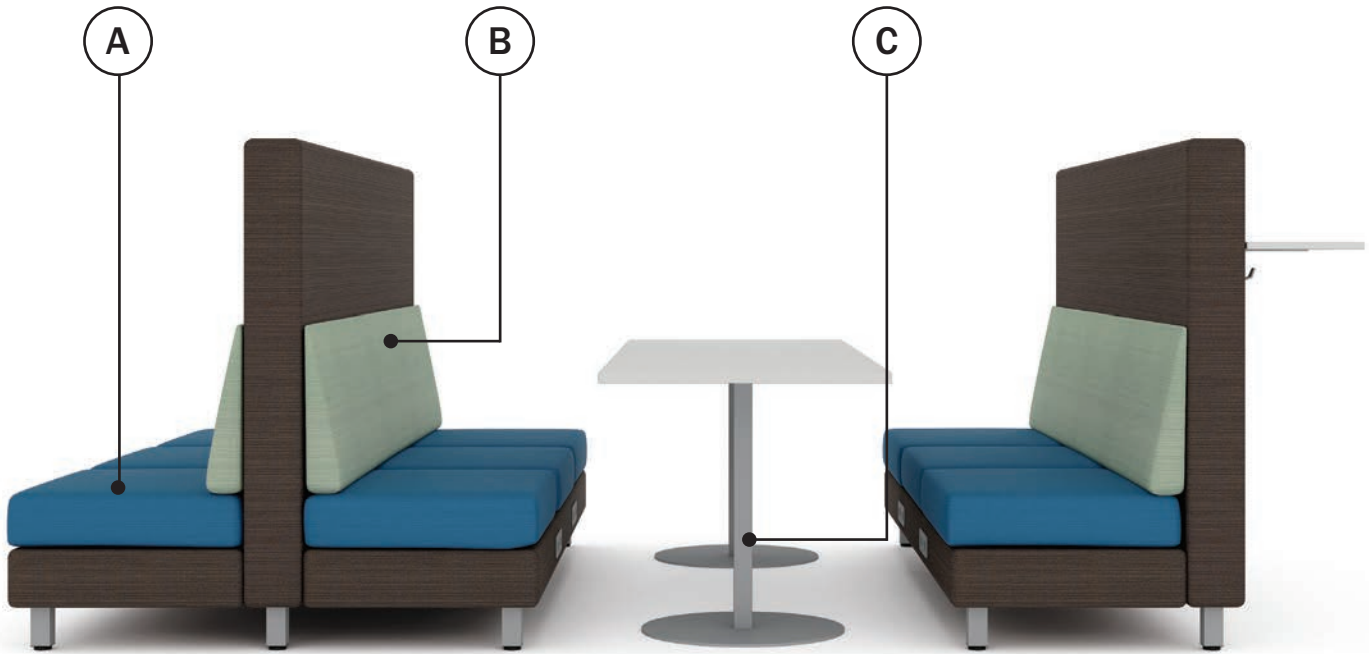
Footprint: 5.5' x 8'
Occupancy: 4 people

Junxion Banquette

The sound absorbing walls allow people to eat or meet without visual or acoustic distraction. Back-to-back configurations use a common wall, increasing efficiency while still allowing the units to be repositioned.



Junxion Banquette



A) Inner spring seat cushion

Ensures a consistently comfortable seat and minimizes puddling of upholstery over time.


B) Back cushion

A single fixed back cushion that spans the seat units is standard. Loose back pillows are optional in place of the single fixed back cushion.

C) Disc base table

White laminated tops mounted on disc bases ensure comfortable leg clearance. The disc bases have adjustable glides.

Junxion Banquette



D) Integrated power & data

Power & data receptacles can be placed anywhere on the walls or seat structure and are powered by 3-pin plugs. Several options exist, including USB ports to power PDA's.

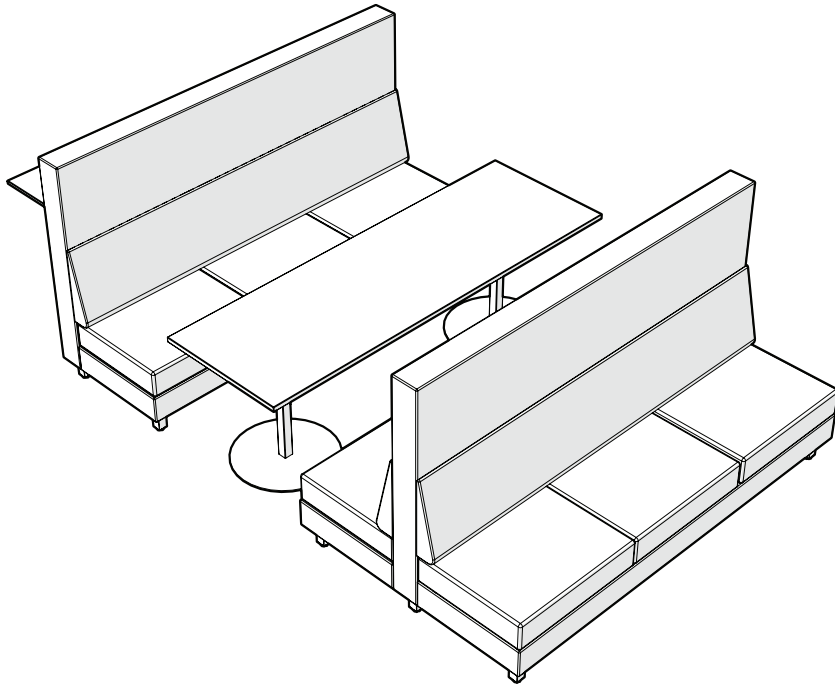
E) Shared back banquette

Saves floor space and is cost-effective. When installing power in this unit, only a single power source is needed.

F) Work shelf

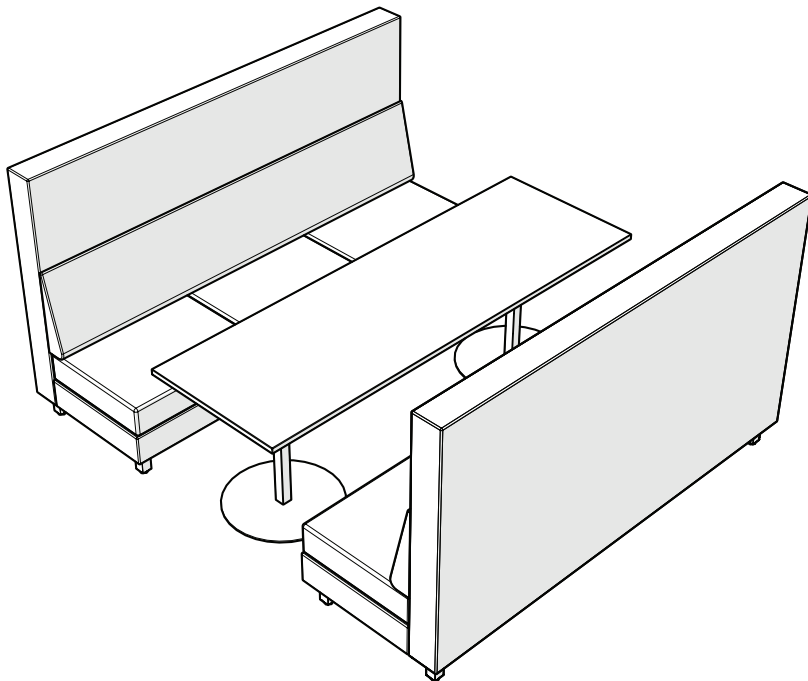
Includes an undershelf hook to hang personal belongings.

Junxion Banquette: Typical



Back-to-Back with Shelf

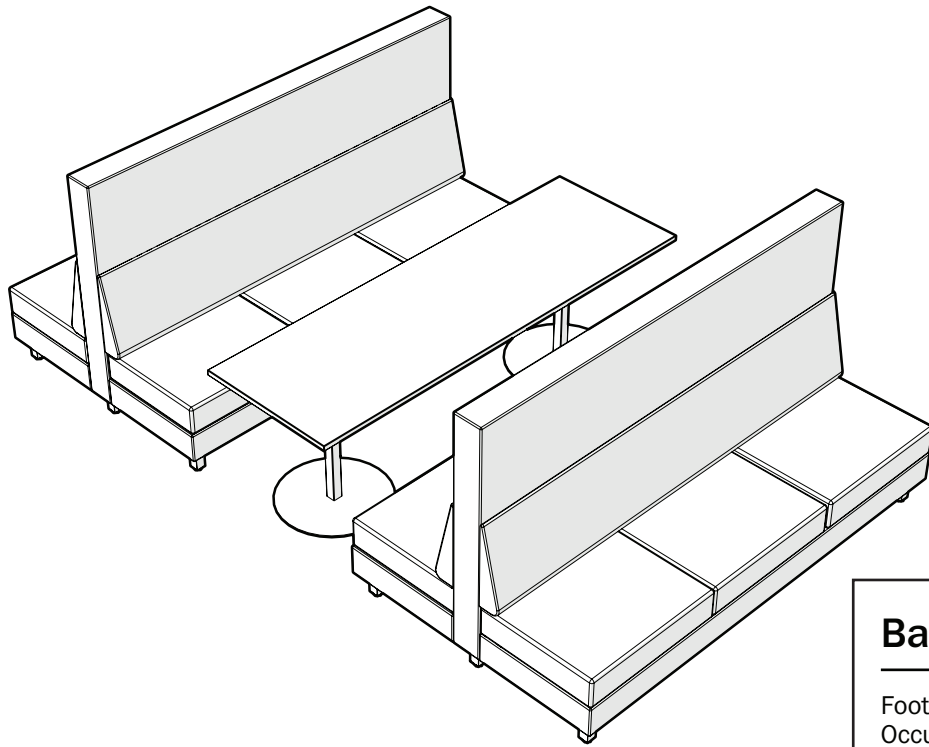
Footprint: 7.5' D x 11.5' W
Occupancy: 9 people;
12 people with rear-mounted shelf



Basic

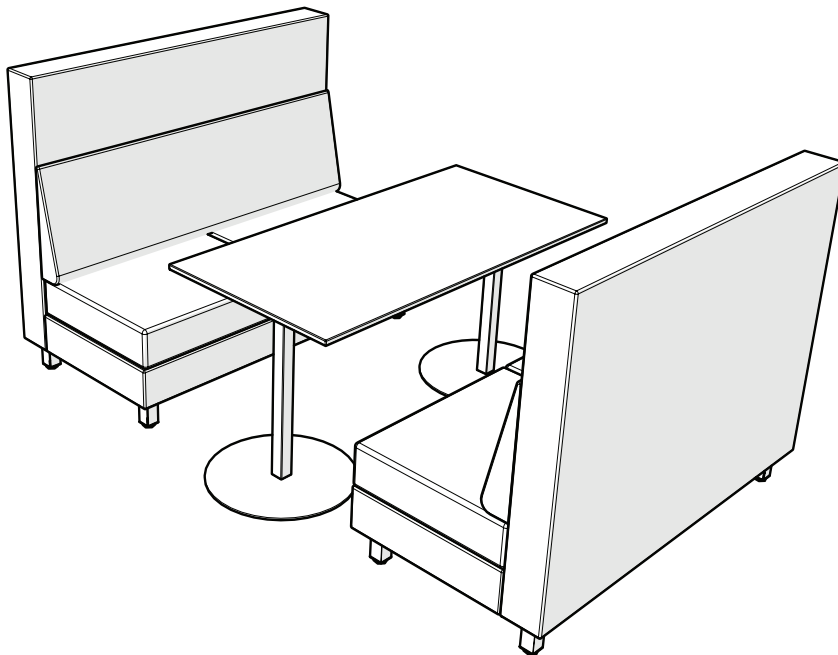
Footprint: 7.5' D x 8' W
Occupancy: 6 people

Junxion Banquette: Typical



Back-to-Back

Footprint: 7.5' D x 12' W
Occupancy: 12 people



Basic

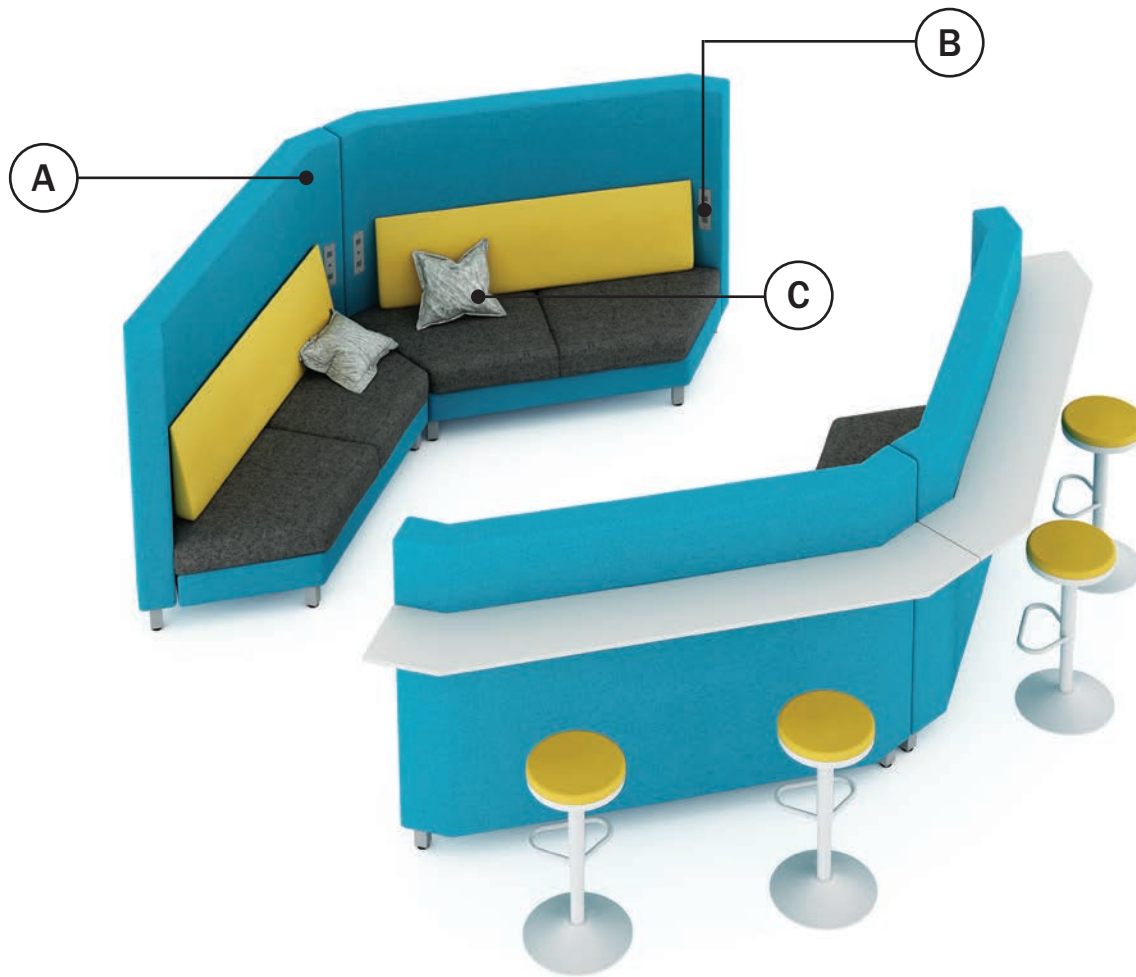
Footprint: 5' D x 8.5' W
Occupancy: 4 people

Junxion Meeting

Angled walls form an enclosed space, a refuge, that facilitates focus or group work. The units' modularity means they can be moved or reconfigured to reflect changing work needs.



Junxion Private Meeting



A) Noise reduction walls

Demonstrated by ASTM 423 testing methods to absorb incoming sound and improve acoustic privacy.


B) Integrated power & data

Power & data receptacles can be placed anywhere on the walls or seat structure and are powered by 3-pin plugs. Several options exist, including USB ports to power PDA's.

C) Decorative throw pillows

Available in 16" x 16" or 16" x 8" sizes, these throw cushions are an easy way to provide design interest to any Junxion configuration. Cushions available boxed, with piping or with a knife/flange edge.

Junxion Secluded Meeting



D) Leg with floor leveler

Silver epoxy coated 2" square tube legs include a leveler to ensure stability on uneven floors.

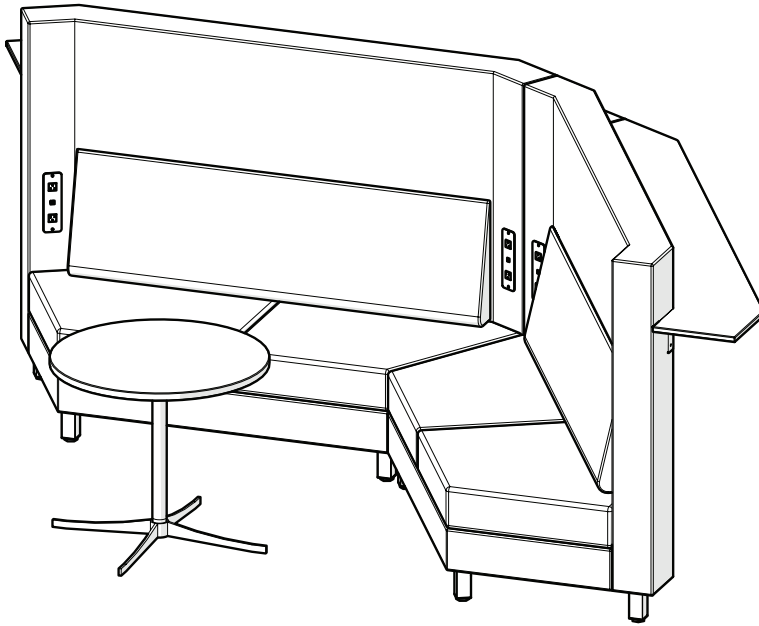
E) Back cushion

A single fixed back cushion that spans the seat units is standard. Loose back pillows are optional in place of the single fixed back cushion.

F) Inner spring seat cushion

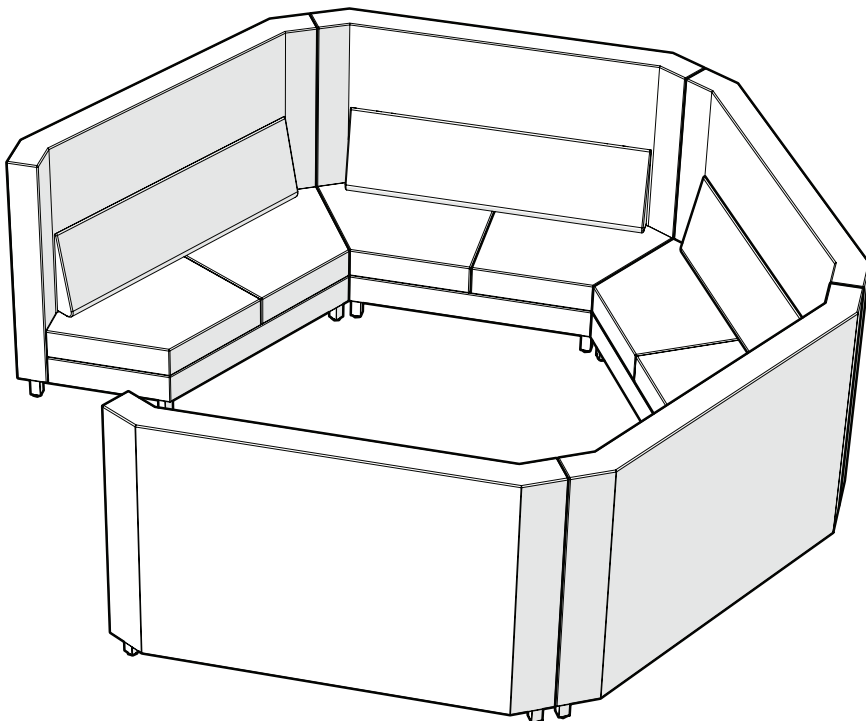
Ensures a consistently comfortable seat and minimizes puddling of upholstery over time.

Junxion Meeting: Typicals



Private

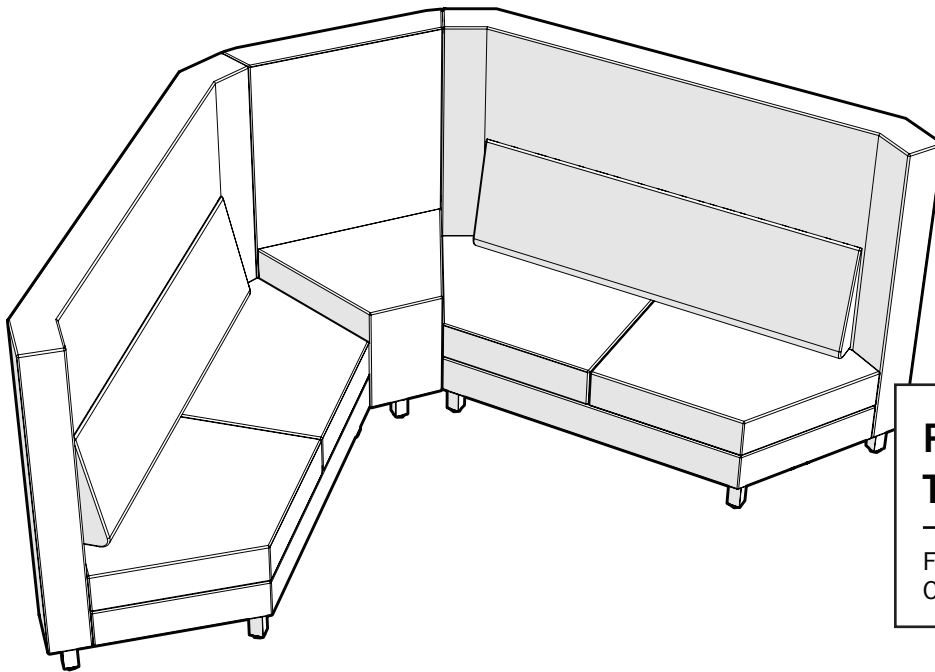
Footprint: 5.5' D x 13' W
Occupancy: 4 people;
8 people with rear-mounted shelf



Secluded

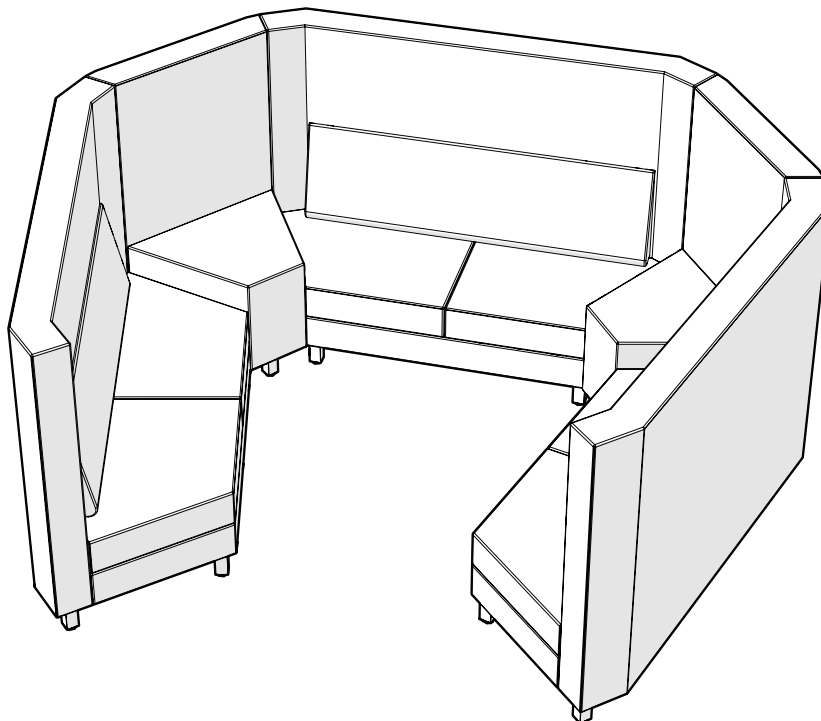
Footprint: 12' D x 13' W
Occupancy: 10 people

Junxion Meeting: Typical



Private with Radiused Table

Footprint: 4.5' D x 11' W
Occupancy: 4 people



Secluded with Radiused Tables

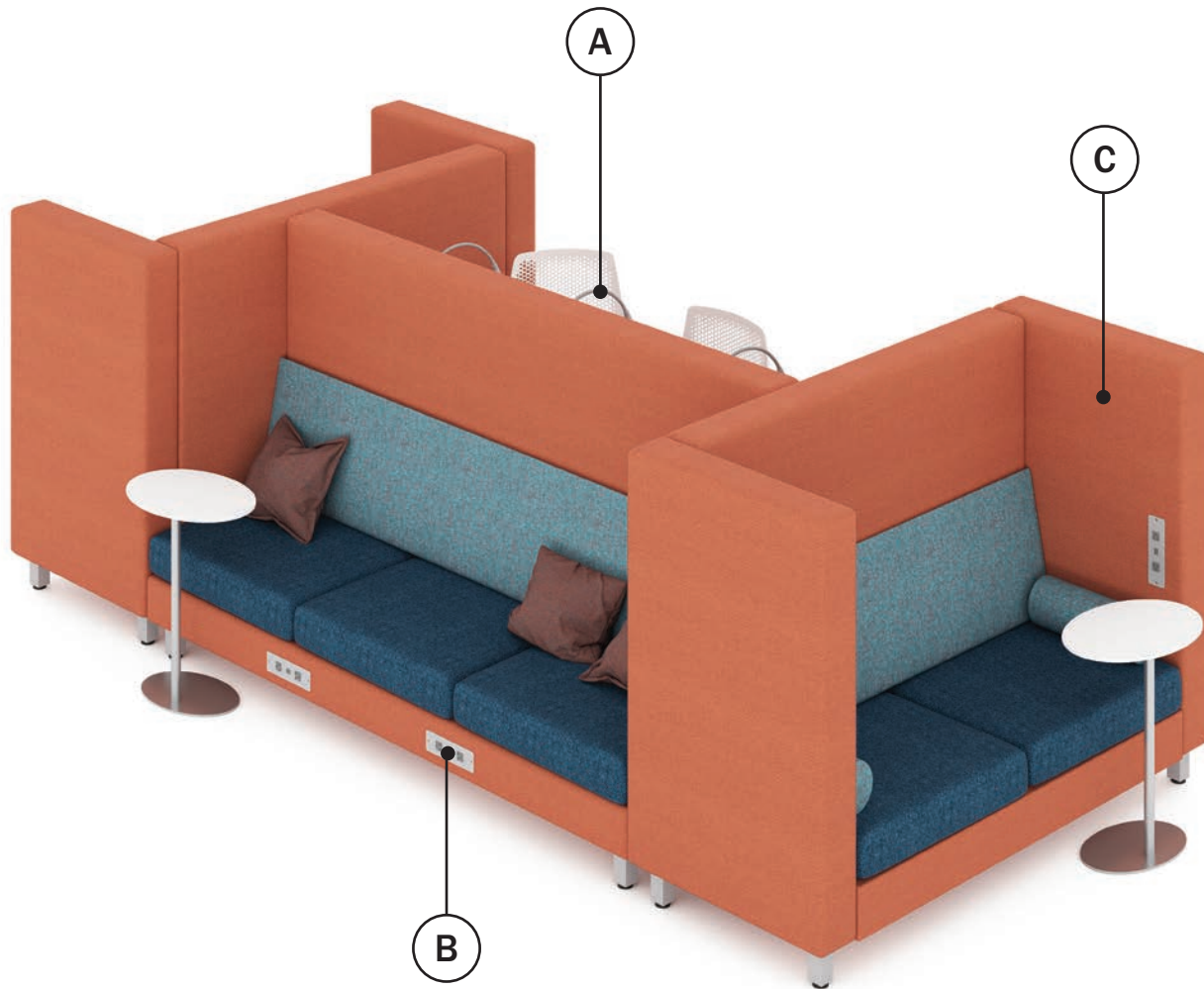
Footprint: 10' D x 9' W
Occupancy: 6 people

Junxion Flex

First developed for a hotel lobby, Junxion Flex has proved to be a good fit in many public areas. With its four “faces”, Flex can accommodate different activities around its perimeter, including meeting, dining and focus work. Power and data is supplied throughout the structure, so users can power up while engaged in different activities.



Junxion Flex



A) Freely adjustable task lighting

The task lamp is built into the unit to provide adjustable lighting that can illuminate focused areas.

B) Integrated power & data

Power & data receptacles can be placed anywhere on the walls or seat structure and are powered by 3-pin plugs. Several options exist, including USB ports to power PDA's.

C) Acoustic walls

6" acoustic walls provide the basis for conveying power and technology.

Junxion Flex



D) Bolster cushion

Round or square, bolsters are typically specified to enhance the design of the product with complementary upholstery.

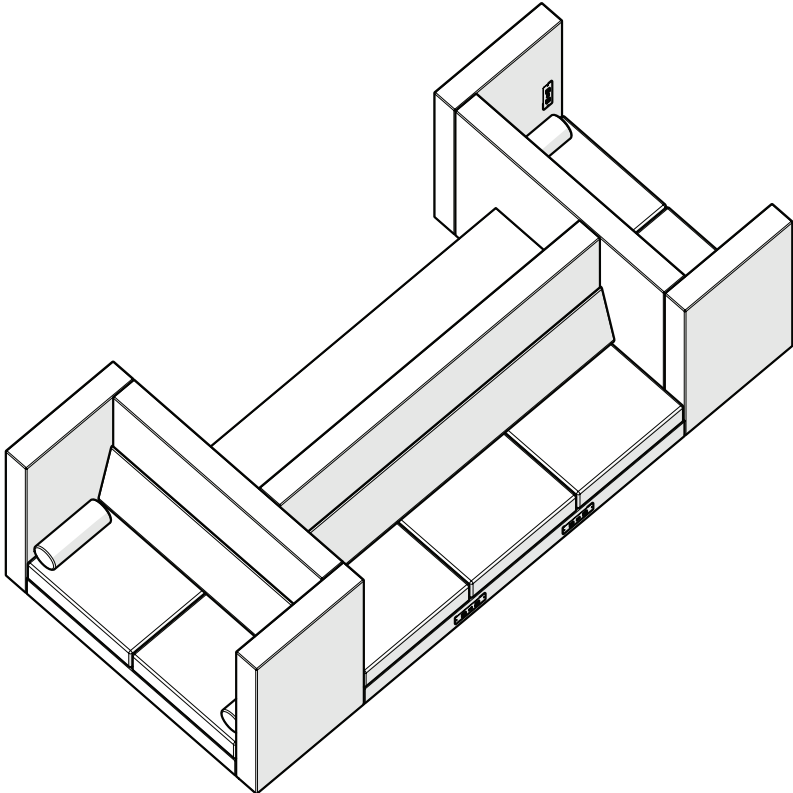
E) Back cushion

A single fixed back cushion that spans the seat units is standard. Loose back pillows are optional in place of the single fixed back cushion.

F) Work space

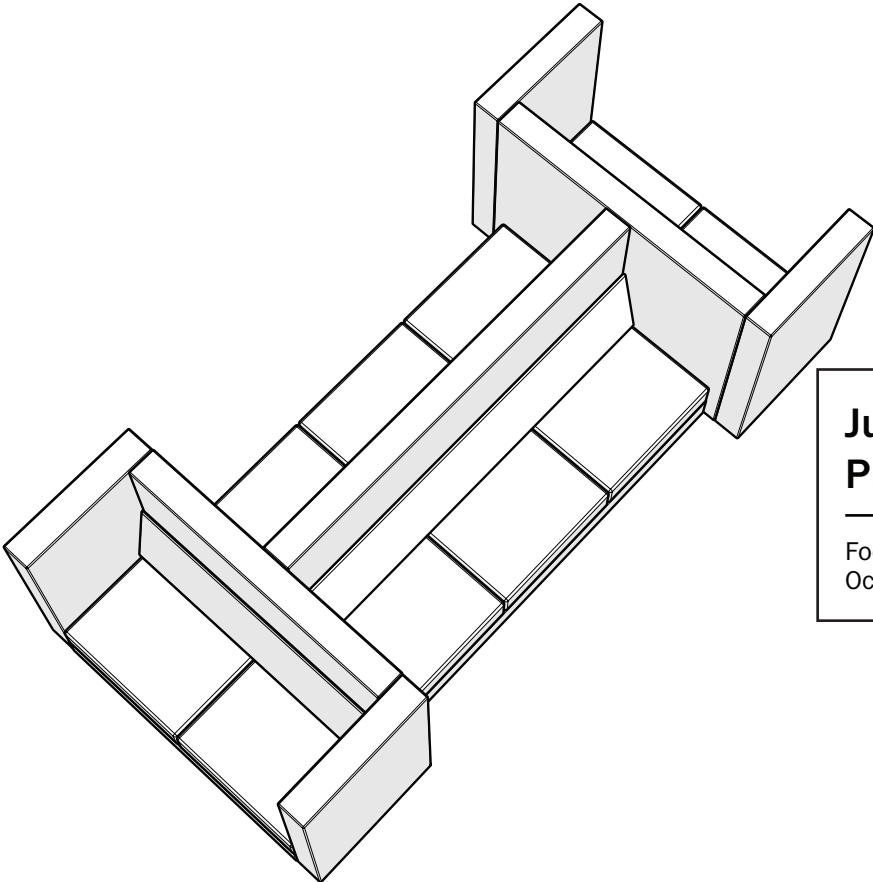
Ideal for people working remotely, this area allows for integrated power and data and privacy conducive for focus work.

Junxion Flex: Typicals



Junxion Partitioned Privacy Seating

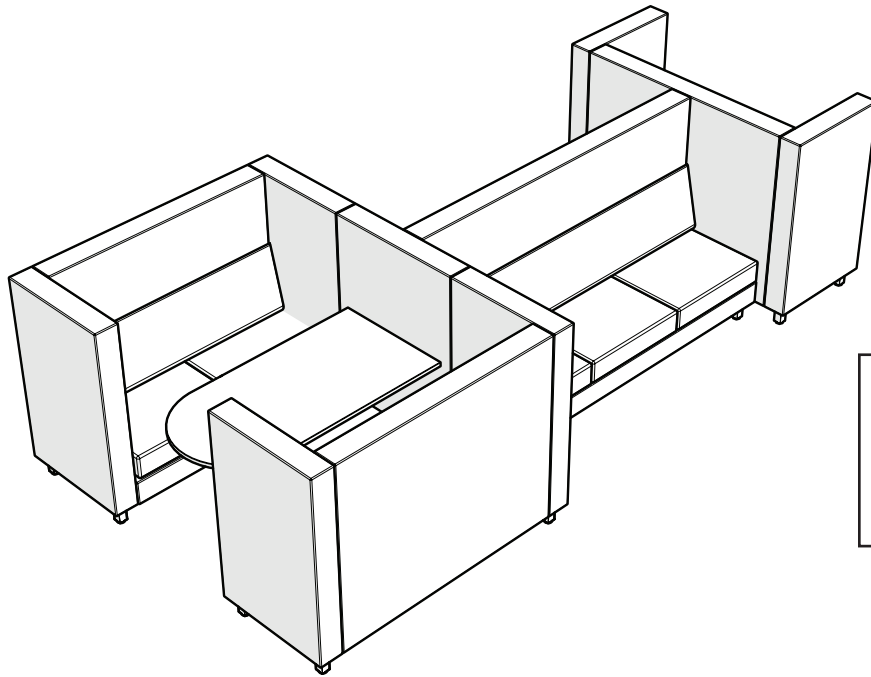
Footprint: 6' D x 13' W
Occupancy: 7 people;
10 people with work surface



Junxion Partitioned Privacy Seating

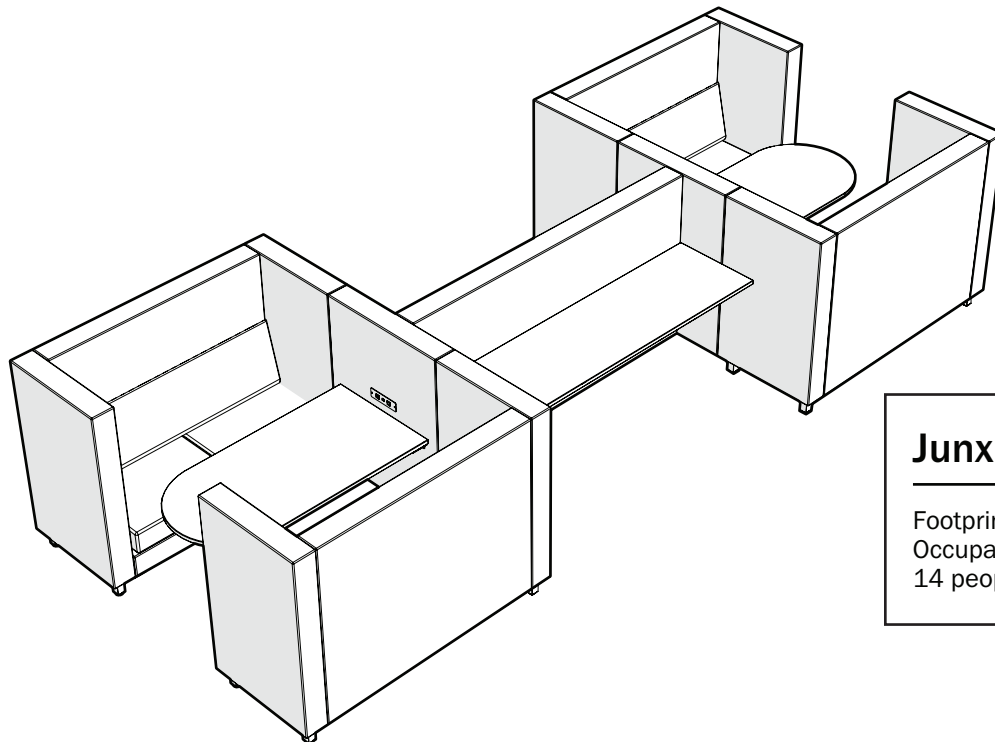
Footprint: 6' D x 13' W
Occupancy: 10 people

Junxion Flex: Typicals



Junxion Sofa & Work Table

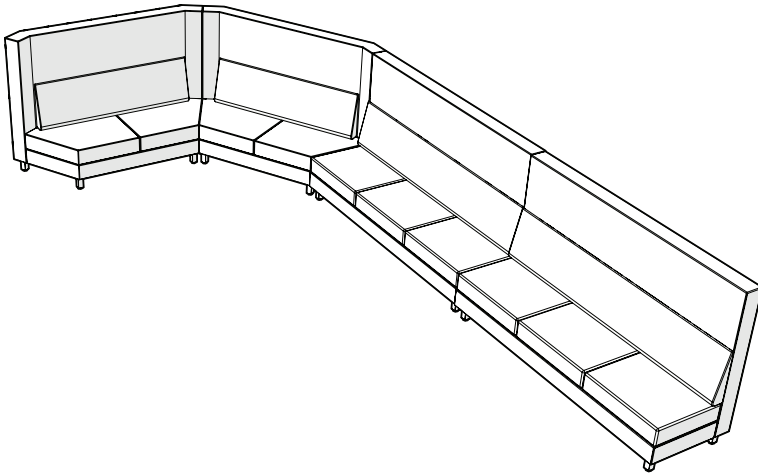
Footprint: 8' D x 16' W
Occupancy: 12 people



Junxion Group Meetings

Footprint: 8' D x 19.5' W
Occupancy: 11 people;
14 people with work surface

Thought Starters

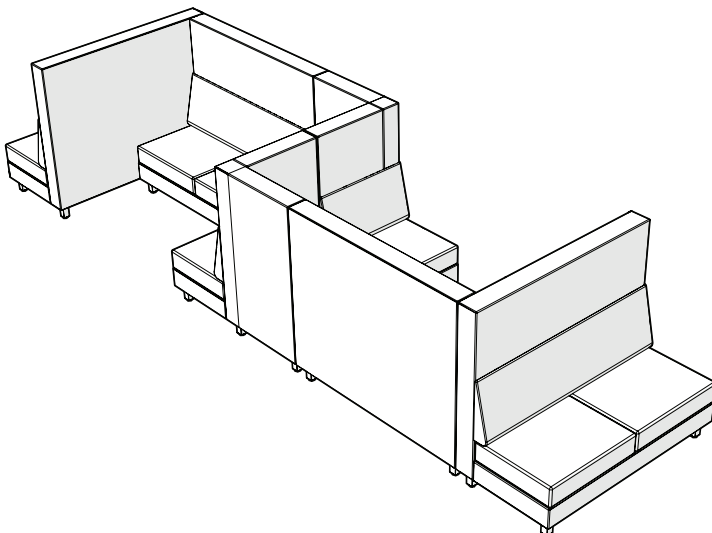
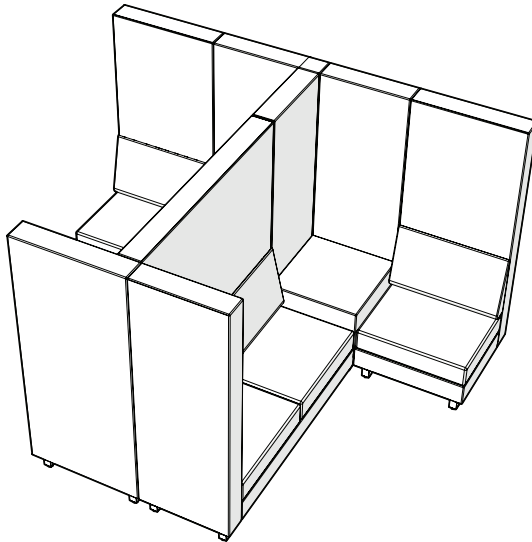


Junxion Open Seating

Footprint: 17.5' D x 23' W
Occupancy: 10 people

Junxion Enclosed Seating

Footprint: 9.5' D x 8' W
Occupancy: 6 people



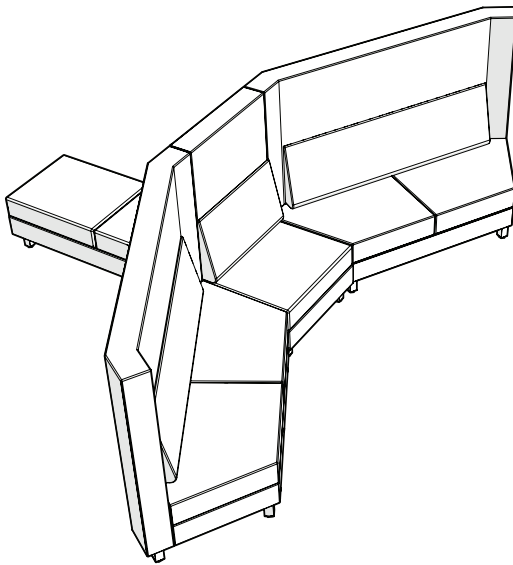
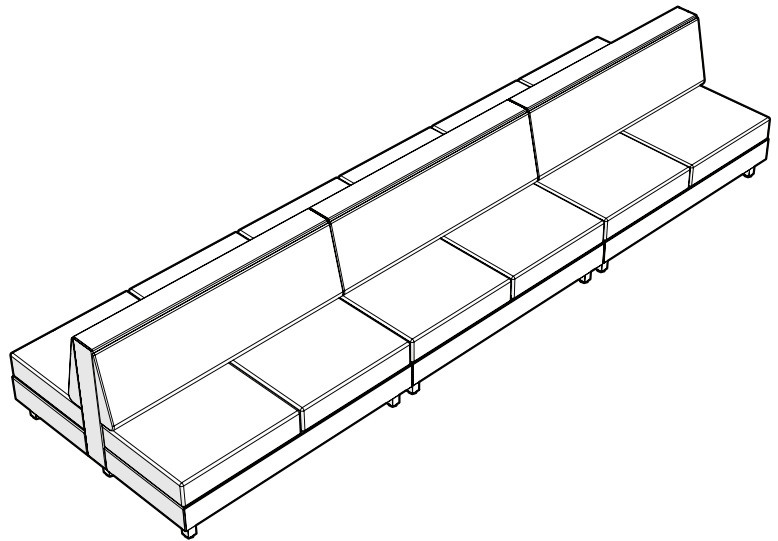
Junxion Enclosed & Open Seating

Footprint: 5' D x 19.5' W
Occupancy: 10 people

Thought Starters

Junxion Back to Back Linear Sofa

Footprint: 4.5' D x 15' W
Occupancy: 12 people

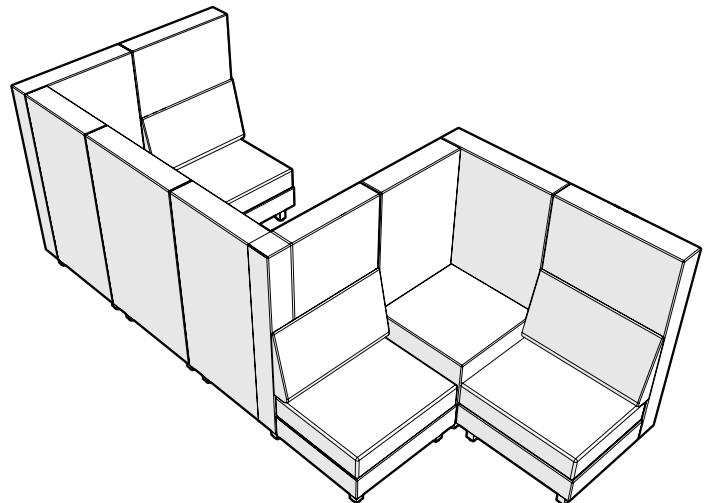


Junxion Angled & Bench

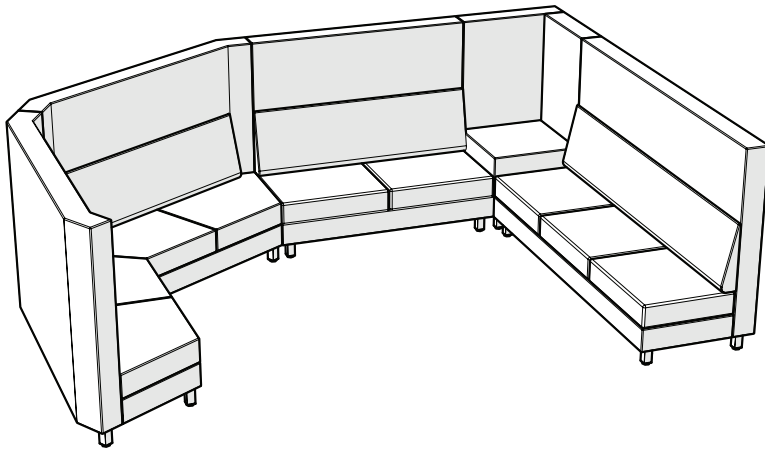
Footprint: 12' D x 11' W
Occupancy: 6 people

Junxion Small Privacy Meetings

Footprint: 5' D x 12' W
Occupancy: 5 people



Thought Starters

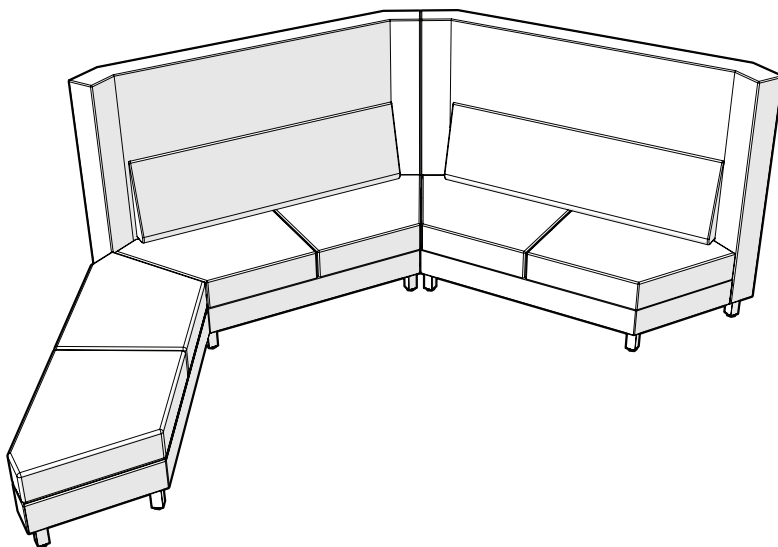
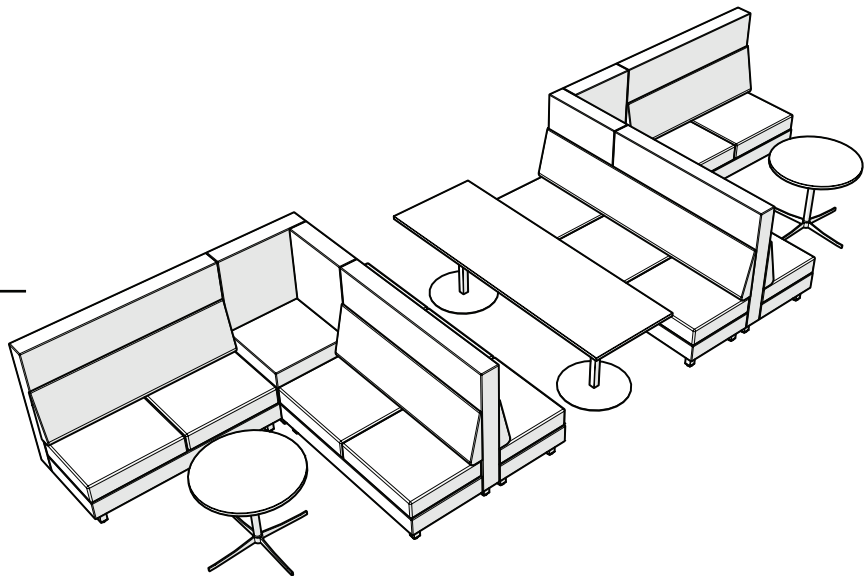


Junxion Angled Conversation Pit

Footprint: 10' D x 13.5' W
Occupancy: 9 people

Junxion Open Meeting

Footprint: 7.75' D x 13' W
Occupancy: 6 people



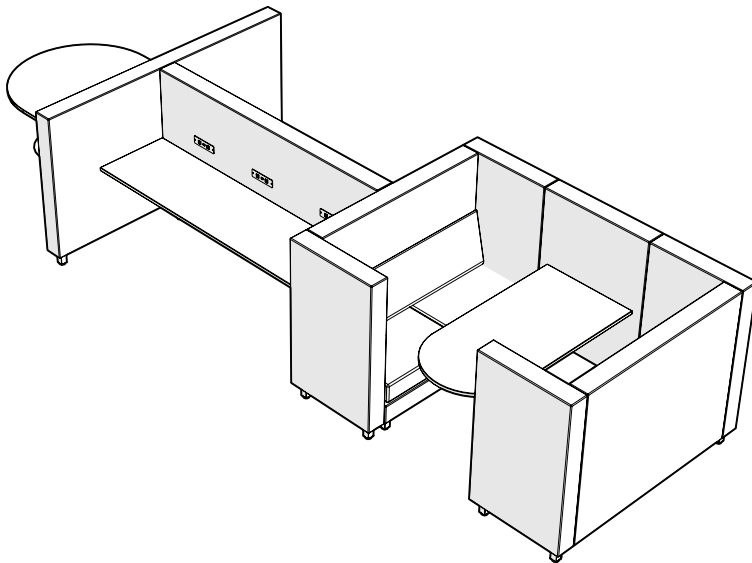
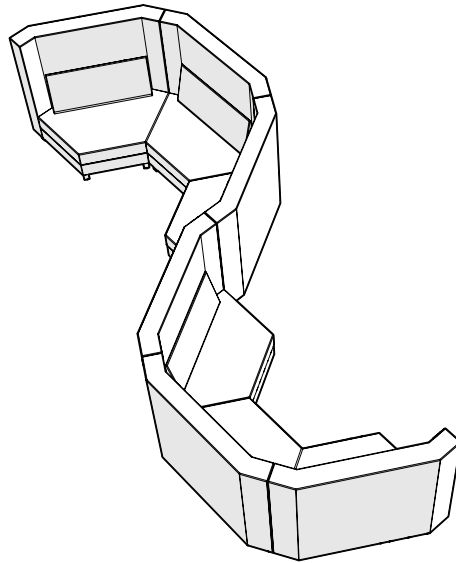
Junxion Angled Semi-enclosed Meeting

Footprint: 6.75' D x 12.5' W
Occupancy: 6 people

Thought Starters

Junxion Angled Continuous Arc

Footprint: 8.5' D x 17.5' W
Occupancy: 6-12 people



Junxion Collaboration

Footprint: 7.5' D x 21' W
Occupancy: 10-14 people

Junxion Teamwork Meeting

Footprint: 13' D x 12.75' W
Occupancy: 10-14 people

